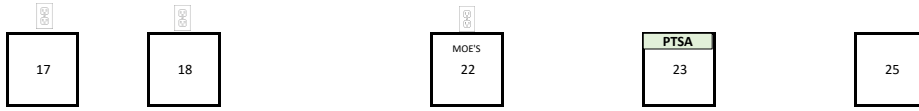


DECK THE HALLS

FRONT / BACK / MIDDLE HALLWAYS


EXIT DOORS



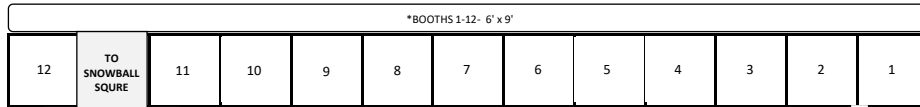
EXIT DOORS



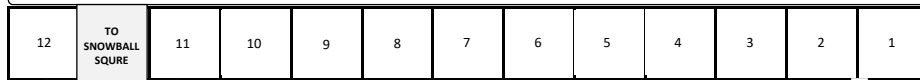
*BOOTHS 17-27 - 5' x 12'



EXIT DOORS



*BOOTHS 1-12 - 6' x 9'



TO SNOWBALL SQUARE

TO JINGLE BELL JAZZ